



PROPERTY REPORT

Prepared on: 23 Jun 2025



55-155 Burke Road

Stanmore QLD 4514

 4  2  3

 Land: 33.24ha

House | Plan: RP226519 | Lot: 4

Jack Cornford

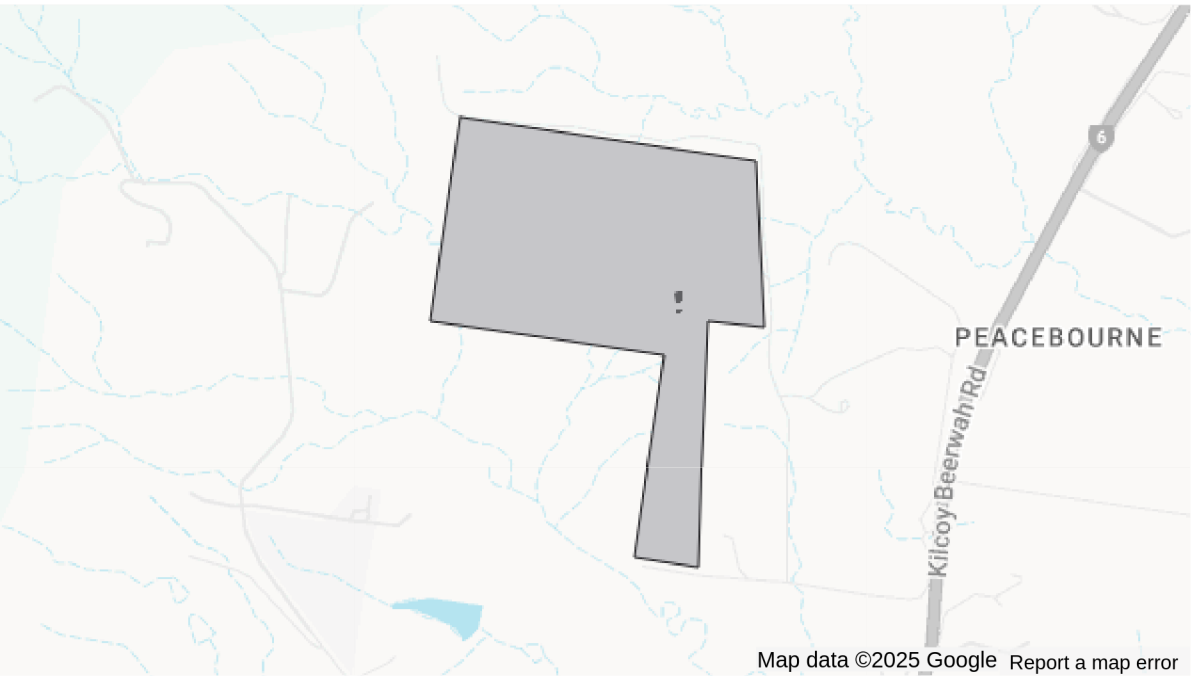
LJ Hooker - Caloundra | Aura | Beerwah

0484 241 803

jack.cornford@ljhooker.com.au



TARGET PROPERTY



Measurements are estimates only. Data provided under licence from © Geoscape Australia 2022.

Property history

Date	Price	Event Type	Days Listed
NOW	Expressions Of Interest	Active	4 days



SOLD PROPERTIES



288 Woodrow Road

Stanmore QLD 4514

\$2,410,000

Last sold 19 Dec 2024

43 days on site

4 1 11 Land: 83.6ha -

Price / m² \$2

Year built -

Distance 1.0km

Property type Land



45 Phillips Road

Cedarton QLD 4514

\$2,150,000

Last sold 25 Sep 2024

209 days on site

4 2 7 Land: 16ha Floor: 225m²

Price / m² \$13

Year built -

Distance 4.5km

Property type House



118-166 Walker Lane

Woodford QLD 4514

\$1,400,000

Last sold 15 Jan 2025

days on site

2 1 3 Land: 56.45ha -

Price / m² \$2

Year built -

Distance 6.9km

Property type House



530 Nonmus Road

Stanmore QLD 4514

\$1,975,000

Last sold 20 Dec 2024

45 days on site

5 2 5 Land: 36.03ha -

Price / m² \$5

Year built -

Distance 7.3km

Property type House



98-150 Gap Road

Booroobin QLD 4552

5 3 15 Land: 16ha -

Price / m² \$13

Year built -

Distance 7.6km

Property type House

\$2,200,000

Last sold 24 Jan 2025

327 days on site



645 Neurum Road

Neurum QLD 4514

5 2 6 Land: 16.9ha -

Price / m² \$9

Year built -

Distance 8.4km

Property type House

\$1,600,000

Last sold 01 Mar 2025

18 days on site



1695 Peachester Road

Peachester QLD 4519

6 3 5 Land: 10.73ha -

Price / m² \$15

Year built -

Distance 8.5km

Property type House

\$1,700,000

Last sold 02 May 2025

51 days on site



1280 Maleny Stanley River Road

Booroobin QLD 4552

8 5 12 Land: 15.78ha -

Price / m² \$16

Year built 1992

Distance 9.6km

Property type House

\$2,625,000

Last sold 05 Mar 2025

219 days on site



MARKET INSIGHTS - SALES

Understanding the current market relating to your property. Sourced by PropTrack and realestate.com.au.

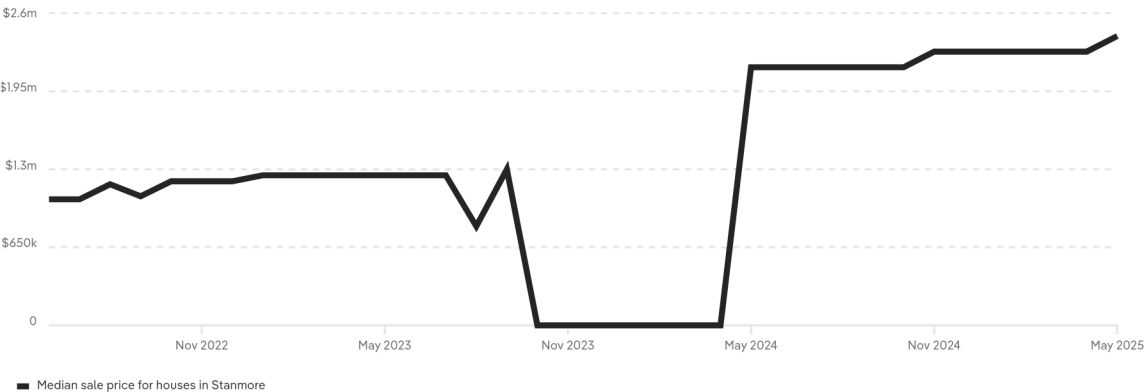
Stanmore market snapshot in the last 12 months

For houses in Stanmore. Trend data is calculated based on a rolling twelve month period.

Median sale price \$2.4m ↑ Up 12.1% from this time last year	Sold volume 1	Price growth 12.1%	Median days on market 21 days
--	--------------------------------	-------------------------------------	--

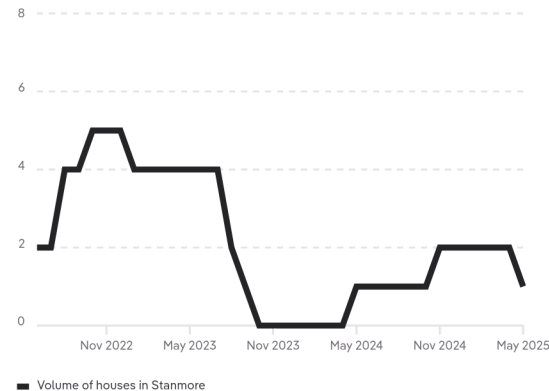
Median sale price - 3 year trend

Showing the median sale price of houses in Stanmore



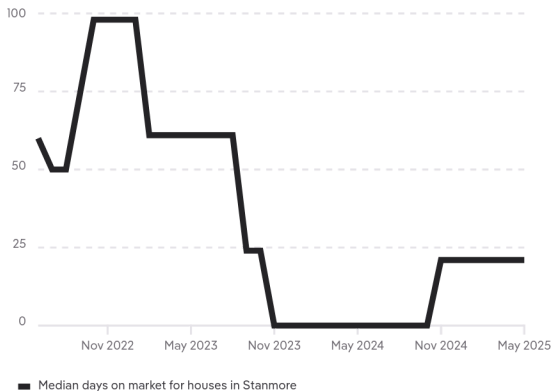
Properties sold - 3 year trend

Showing how many houses in Stanmore have sold



Median days on market - 3 year trend

Showing how long it takes houses in Stanmore to sell





Demand for similar properties

Market activity on realestate.com.au for houses in Stanmore

Potential buyers

123


↑ Up 9.8% from this time last week

Similar for sale

7

Potential buyers

Showing the number of people who are seriously interested in listings for houses in Stanmore on realestate.com.au



Similar properties for sale



Potential buyers calculation - People demonstrate serious interest on realestate.com.au with sales listings through a combination of high buyer-specific behaviour. Behaviour includes actions like saving a property, sending enquiries, contacting agents or saving inspection times over multiple visits and days. The number of potential buyers is determined by aggregating both MyREA members and anonymous users, and takes into account usage of multiple devices by the same user.



COPYRIGHT AND LEGAL DISCLAIMERS ABOUT PROPERTY DATA

Some of the information displayed in this document is based on historical and current data supplied to Proptrack Pty Ltd by third parties including State government agencies. Proptrack does not make any warranty as to the accuracy, completeness or reliability of the information or accept any liability arising in any way from any omissions or errors in this information. The information should not be regarded as advice or relied upon by your or any other person and Proptrack recommends that you seek professional advice before making any property decisions.

Queensland Data

Based on or contains data provided by the State of Queensland (Department of Resources) 2025. In consideration of the State permitting use of this data you acknowledge and agree that the State gives no warranty in relation to the data (including accuracy, reliability, completeness, currency or suitability) and accepts no liability (including without limitation, liability in negligence) for any loss, damage or costs (including consequential damage) relating to any use of the data. Data must not be used for direct marketing or be used in breach of the privacy laws; more information at www.propertydatacodeofconduct.com.au.

*Agent supplied: This price is currently unconfirmed and will be updated once verified against our other data sources.

